

2023

Supporting fire departments.
Empowering communities.

ANNUAL STATISTICAL FIRE REPORT

2023



NORTH DAKOTA
Insurance Department



Table of Contents

Greetings.....	3
Reported Incidents.....	4
Fire Characteristics.....	5
Top Residential Areas of Origin.....	6
Reported Fire Losses.....	7
10-Year Trends.....	8
Status of Fire Departments.....	9
Wildland Urban Interface (WUI) Fires.....	10
Fire Fatalities.....	11
Incident Data by Department.....	12

This report has been generated with data provided by local fire departments. Information within this report should not be substituted for final investigative reports.

Questions about the enclosed data should be directed to the North Dakota Insurance Department, Office of the State Fire Marshal.



Greetings

From the Insurance Commissioner



Friends,

2024 marked the first full year of having the State Fire Marshal within the North Dakota Insurance Department. During the 2023 legislative session, lawmakers approved the move. Thanks to the advocacy of fire service members, we aligned the insurance industry's and the fire service's risk management efforts to create greater efficiency for the people we serve.

This report underscores the collective effort of North Dakota's fire service in protecting communities. Our state is making significant strides in reducing fires and creating safer environments. These efforts, which require a whole-of-government approach, are a testament to our collaboration with several federal, state, and local agencies.

Together, we can make effective change in North Dakota.

A handwritten signature in black ink, appearing to read "Jon Godfread". The signature is fluid and cursive.

Jon Godfread

From the State Fire Marshal



Greetings!

Welcome to the Office of the State Fire Marshal's Annual Fire Report for 2023. The results of the data included in this report would not be possible without the efforts of fire departments/districts reporting to our office, our community risk reduction leader Marcy Ost gathering the data, and our Public Information Officer Jacob Just putting this together. Due to these combined efforts, we are at a new high of eighty-four percent of fire departments reporting for 2023.

One trend that I would like to point out is the number of fire departments reporting, the number of fires, and the total incidents are increasing. At the same time, the number of fire departments meeting the minimum Public Protection Classification requirements is at an all-time high as well. This shows a North Dakota fire service dedicated to providing the necessary level of protection while balancing increasing response needs.

A colleague of mine once said, "The best fire department mitigates and prevents the fire before it occurs." Though we are not there yet, we are moving forward with that goal. This data can help identify the most effective strategies to support the fire service of North Dakota.

A handwritten signature in black ink, appearing to read "Doug Nelson". The signature is fluid and cursive.

Doug Nelson

Reported Incidents

North Dakota fire departments reported 54,100 total incidents in calendar year 2023, an increase of 2,982 or 5.8% from the prior year.

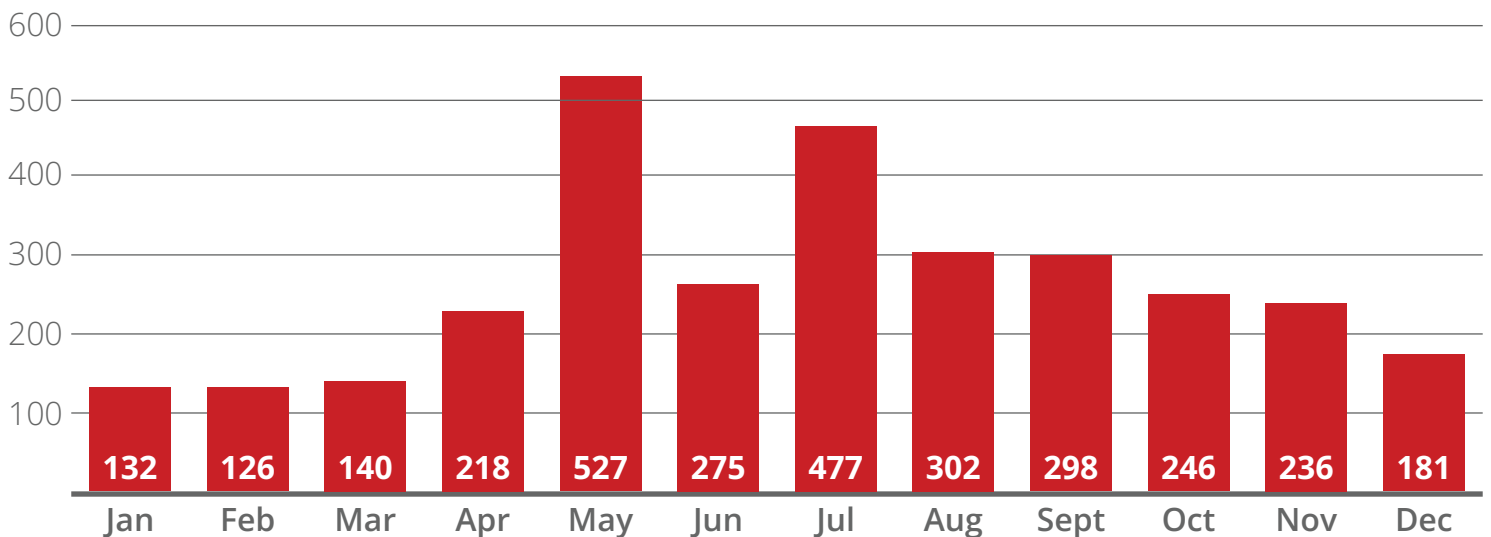
Incident Type (Code)	Total #	Total %
Fires (100s)	3,158	5.27%
Explosion (200s)	173	0.38%
Rescue/EMS (300s)	34,218	63.71%
Hazmat (400s)	1,953	3.61%
Service Calls (500s)	3,274	6.02%
Good Intent (600s)	5,490	10.17%
False Calls/Alarms (700s)	5,114	10.46%
Severe Weather (800s)	10	0.02%
Special Incident (900s)	230	0.42%
Unknown	0	0%
TOTAL	54,100	100%

Fire Incidents




By incident type

Type	Total #
Structure	1,000
Mobile Home	67
Vehicle	638
Natural Vegetation	807
Outside Rubbish	325
Special Outside	132
Crops	86
Other	103
TOTAL	3,158

Fires by Month

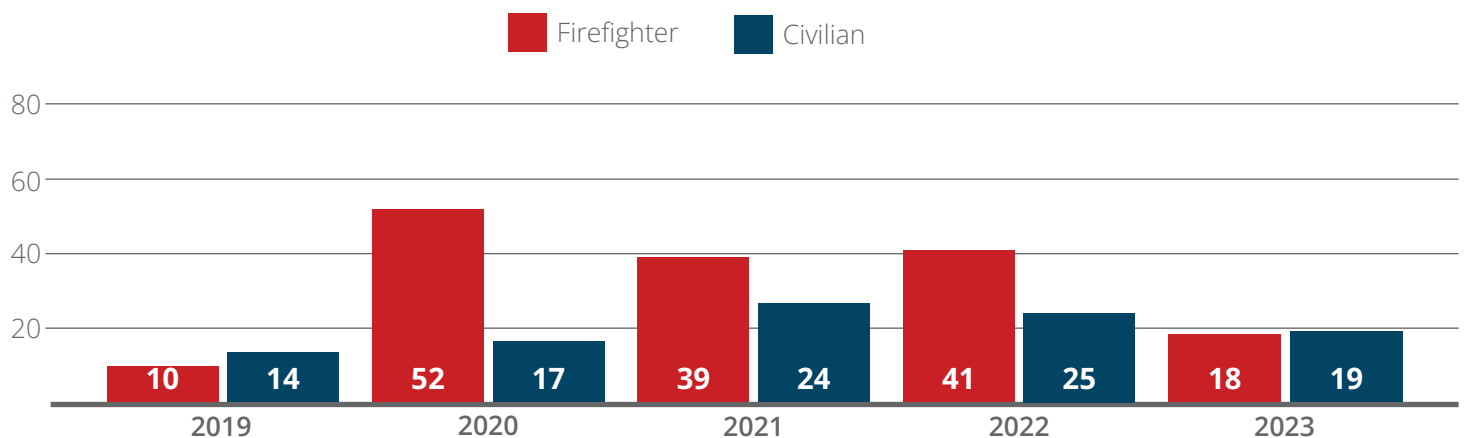


Fire Characteristics

 Type of Fire	Structure 1,000	Natural Vegetation 807	Vehicle 638	Outside Rubbish 325	Special Outside Fires 132
 Origin	Undetermined 412	Engine Area, running in gear, wheel area 283	Outside Area/ other 283	Open Area, including farmland and field 337	Cooking Area 199
 Heat Sources	Undetermined* 1,096	Radiated, conducted heat from operating equipment 229	Spark, ember or flame from operating equipment 159	Arcing 140	Heating from powered equipment, other 129

*Undetermined heat sources is a default answer when local fire departments are unable to confidentially identify a source. Instances include fires that spread beyond the room of origin, complex fires and a knowledge gap of reporting systems. The Office of the State Fire Marshal is working to address this by providing educational opportunities, communicating investigation findings and reporting reminders.

Reported Injuries



Top Residential Areas of Origin



1. Kitchen	167
2. Outside Areas	151
3. Structural Area (Attic, Ceiling, Balcony)	97
4. Storage	84
5. Vehicle	50
6. Means of Egress (Hallway, Exit, etc.)	42
7. Bedrooms	38
8. Common Area (Den, Family Room, etc.)	18
9. Heating or Equipment Area	13
10. Bathroom	10
11. Service Area (Duct, Chimney, Conduit)	9
12. Dining Room	3
13. Office	2
Undetermined	141

Precence of Smoke Detectors

Detectors Present	248
None Present	200
Undetermined	168
Unreported	2,542

Operation of Smoke Detectors

Failed to Operate	17
Fire too Small	50
Operated	146
Undetermined	39
Unreported	2,906

Reported Fire Losses

Dollar Loss

Total dollar loss attributed to fire in 2023

 **34,429,559.00**

On average...



Fire loss per hour
\$3,930

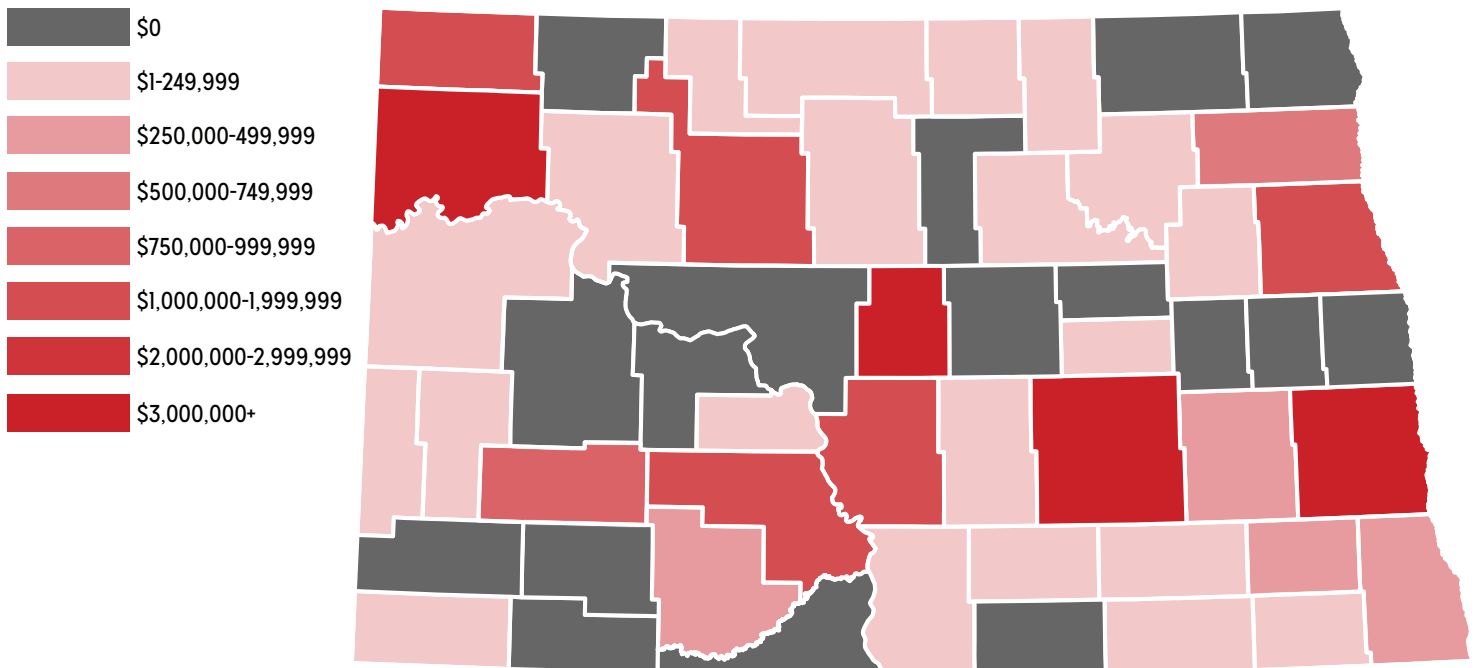


Fire loss per day
\$94,327



Fire loss per household
\$107

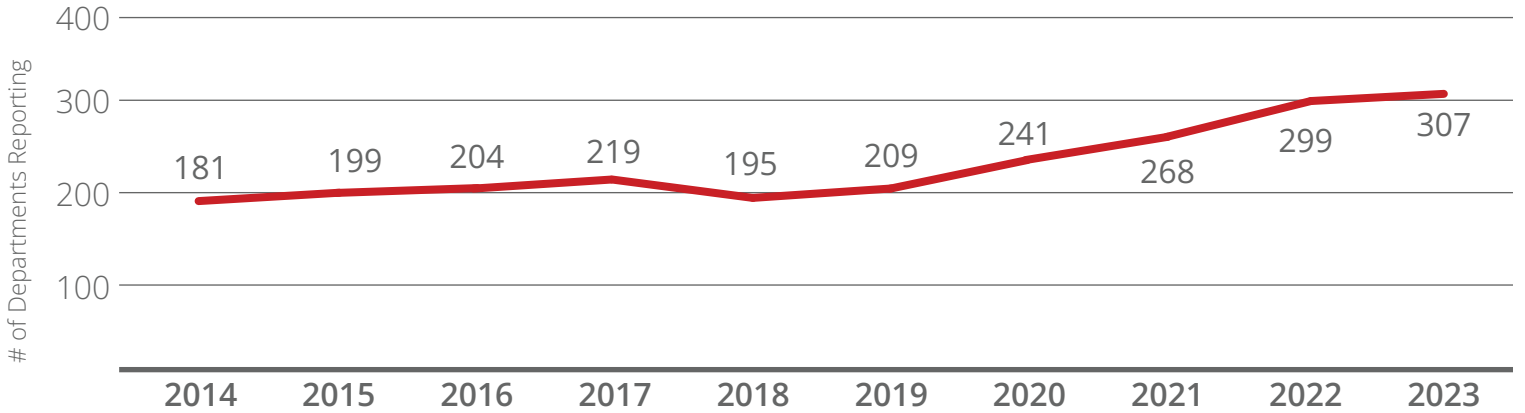
Dollar Loss by County



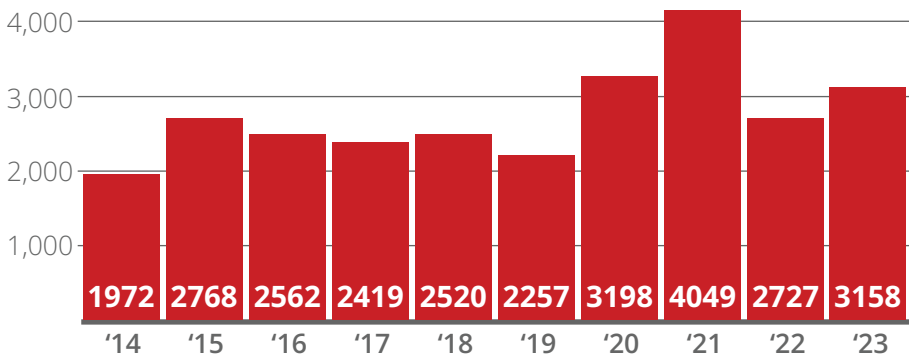
Dollar loss data is solely based on data provided by individual fire districts. Districts are not required to report dollar loss, which may result in counties not reporting any dollar loss.

10-Year Trends

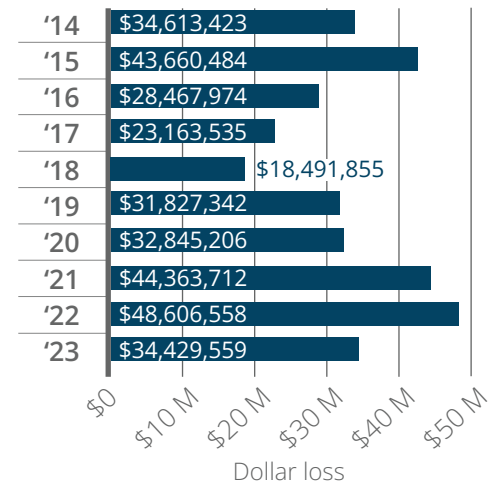
Departments Reporting Incidents by Year



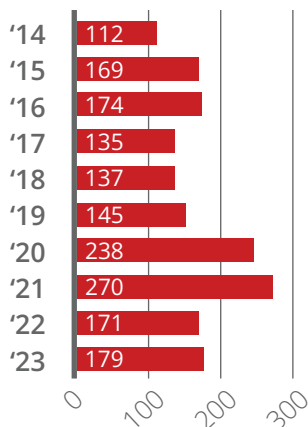
Reported Fires by Year



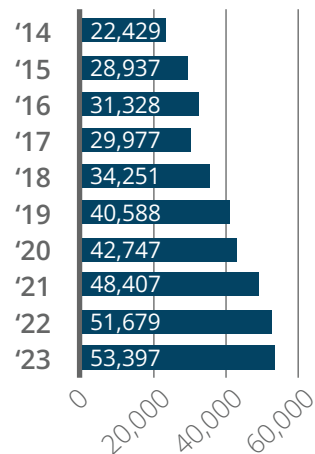
Loss to Fire by Year



Intentionally Set Fires by Year



Incidents by Year

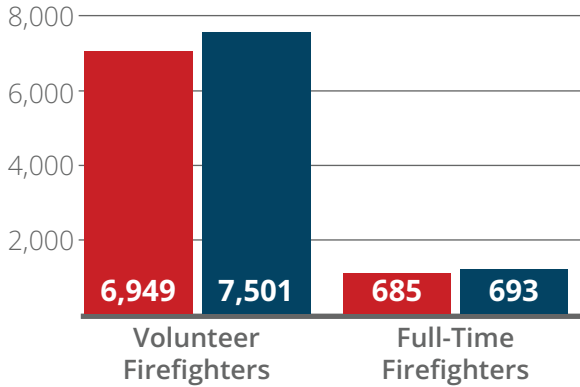


From 2014 to 2023, reported incidents have increased **138%**.

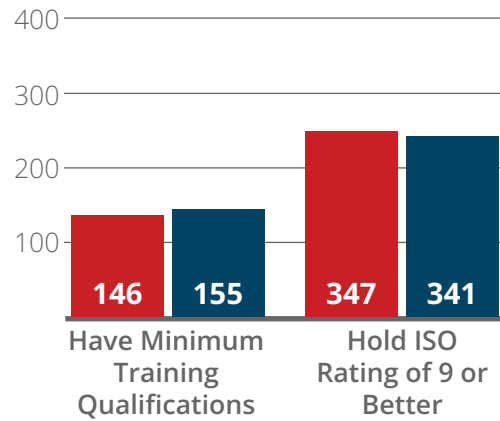
Status of Fire Departments

2022 2023

Active Firefighters



Fire Departments



Fire Department Staffing

340

All-Volunteer Departments

14

Hybrid Career/Volunteer
Departments

8

Career Departments

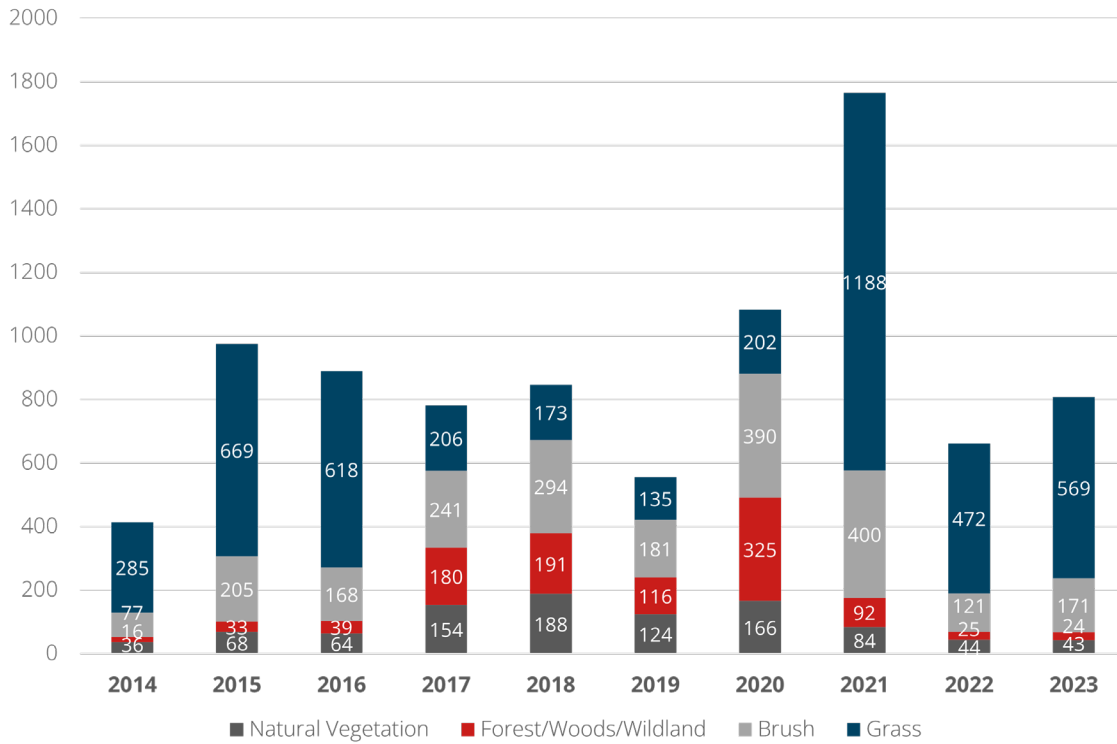
Fire Department Requirements

In 2023, North Dakota had 362 registered fire departments. Three-hundred and seven fire departments actively report incidents to the State and Federal systems (National Fire Incident Reporting System). While the Office of the State Fire Marshal has made great strides in increasing fire reporting (up from 195 in 2019), we still have work to do. To help close this gap, the State Fire Marshal notifies fire departments that need to report each year, offers assistance, and provides information on software fire reporting tools made available by the state forestry department. If warranted, Fire Insurance Tax Distribution funds are withheld if a fire department does not comply or show reasonable efforts to comply with reporting requirements. With these initiatives, we expect to continue increasing fire reporting to ensure our data is as accurate and reliable as possible.

For the reporting year 2023, North Dakota had 19 fire departments that did not maintain the minimum level of service required under the North Dakota Century Code. Though it is drastically lower than the 2019 level of 73 departments, ensuring all fire departments certified through the State Fire Marshal maintain the minimum level of service to residents and taxpayers is a priority. Fire departments that do not meet necessary thresholds set by law are notified, and opportunities are offered at no cost to educate local leaders on steps needed to meet state requirements and identify resources within the state to assist them. Failure to comply or engage in efforts to comply may result in the withholding of state funds. The objective is to secure the compliance of 100% of the departments in the state.

Wildland Urban Interface (WUI) Fires

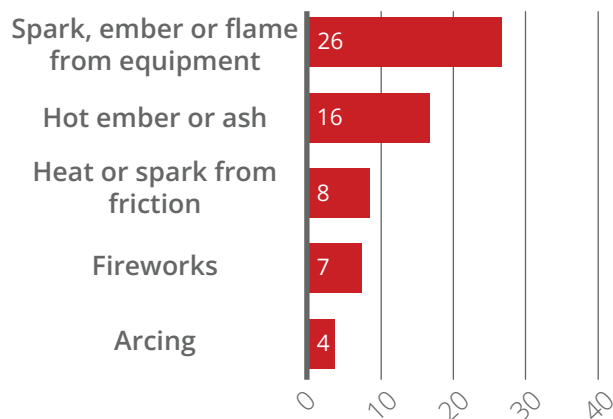
WUI Fires by Year



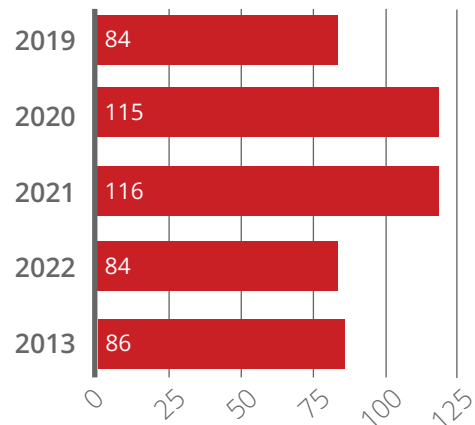
WUI Fires in 2023

Natural Vegetation fire, other (140)	Forest, Woods or Wildland Fire (141)	Brush or brush/grass mixture fire (142)	Grass Fire (143)
43	24	171	569

WUI Top Reported Heat Sources



Cultivated Vegetation Fires



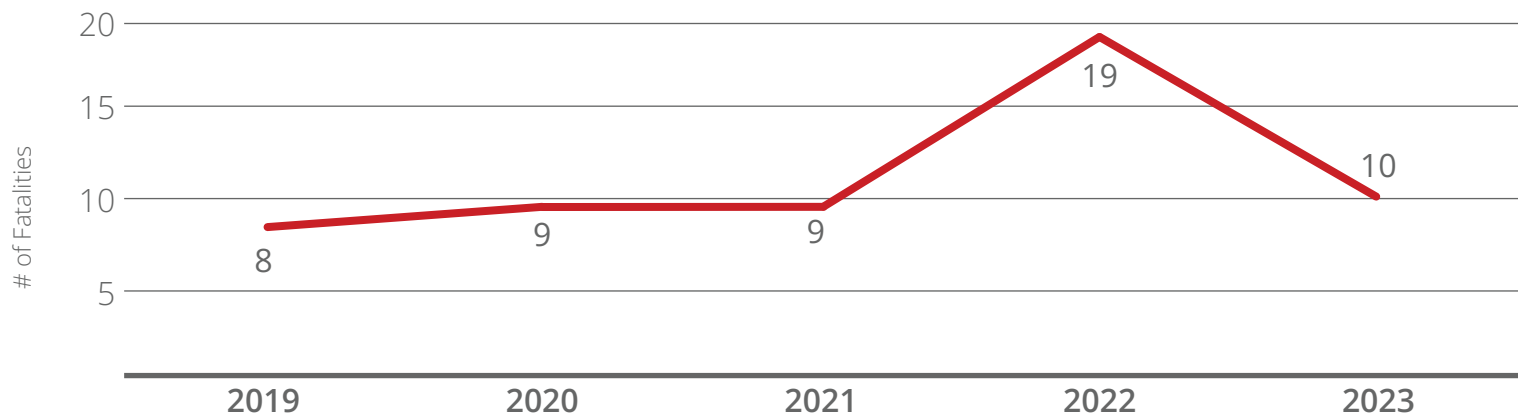
Fire Fatalities

In 2023, North Dakota fire departments reported a total of 10 fatalities due to fire.

Date	Time	City	Type of Property	Fire Origin	Detectors?	Detector Effectiveness
1/18/2023		Mandan	1 or 2 Family Dwelling	Rear of Structure	Unknown	Unknown
2/15/2023	17:57	Bismarck (Rural)	1 or 2 Family Dwelling	Porch	No	N/A
3/15/2023	13:49	Casselton	Vehicle	Engine Area	N/A	N/A
4/1/2023		Belcourt*	1 or 2 Family Dwelling	Unknown	Unknown	Unknown
6/2/2023		Fargo	Multifamily Dwelling	Unknown	Unknown	Unknown
7/28/2023		New Town*	1 or 2 Family Dwelling	Unknown	Unknown	Unknown
8/29/2023		Dawson	Vehicle	Vehicle Area, other	Unkown	Unknown
9/12/2023		Watford City*	1 or 2 Family Dwelling	Unknown	Unknown	Unknown
10/6/2023	12:47	Lakota	Nursing Home	Entrance Way, Lobby	Unknown	Unknown
12/19/2023	13:19	Bismarck	1 or 2 Family Dwelling	Bedroom	Yes	Detector Alerted

*These fatalities were being investigated by a different agency. Information on these fatalities is limited.

Fire Fatalities by Year



NFIRS Group	FDID	Fire Department	100-Fires	200-Explosions	300-Rescue/EMS	400-Hazmat	500-Service Calls	600-Good Intent	700-False Alarm	800-Severe Weather	900-Special Incident	Totals
Adams County	01091	East Adams Fire Prot District	8	0	0	0	0	0	0	0	0	8
	01167	Hettinger Fire Protection District	13	0	13	6	1	1	5	0	0	39
Barnes County	02074	Dazey Fire Department	0	0	3	0	1	0	0	0	0	4
	02075	Dazey Fire Prot District	5	0	7	0	1	3	0	0	0	16
	02112	Fingal Fire Prot District	0	0	0	0	0	0	0	0	0	0
	02157	Hastings Fire Department	0	0	0	0	0	0	0	0	0	0
	02181	Kathryn Rural Fire Prot District	3	0	12	0	0	0	0	0	0	15
	02211	Litchville Rural Fire Dept	2	0	3	1	0	0	0	0	0	6
	02270	Oriska Fire Department	0	0	0	0	0	0	0	0	0	0
	02312	Sanborn Fire Department	0	0	6	0	0	0	0	0	0	6
	02313	Sanborn Rural Fire Prot District	0	0	8	0	0	0	0	0	0	8
	02356	Valley City Fire Department	8	2	38	13	4	64	47	1	0	177
02357	Valley City Rural Fire Protection District	17	0	0	2	0	2	0	0	0	21	
02381	Wimbledon Fire Prot District	4	0	17	1	0	0	0	0	0	22	
Benson County	03106	Esmond Rural Fire Prot District	8	0	1	0	0	0	0	0	0	9
	03201	Leeds Rural Fire Prot District	11	0	4	0	0	2	1	0	0	18
	03212	Maddock Fire Prot District	12	0	2	0	0	0	3	0	0	17
	03236	Minnewaukan Rural Fire Prot District	4	0	4	0	0	1	0	0	17	26
	03367	Warwick Rural Fire Protection District	7	0	0	0	0	0	2	0	0	9
	03395	Spirit Lake Fire Department	8	2	7	0	0	0	0	0	0	17
Billings County	04026	Billings County Rural Fire Prot District	28	0	18	0	1	8	10	0	0	65
	04229	Medora Fire Department	0	0	0	0	0	0	1	0	0	1
Bottineau County	05012	Antler Rural Fire Prot District	5	0	4	0	0	0	0	0	0	9
	05031	Bottineau Fire Department	2	0	1	0	0	3	1	0	0	7
	05032	Bottineau Rural Fire Dept	13	0	10	1	1	5	1	0	0	31
	05198	Lansford Rural Fire District	0	0	0	0	0	0	0	0	0	0
	05221	Maxbass Rural Fire Prot District	2	0	0	0	0	0	0	0	0	2
	05325	Souris Rural Fire Prot District	4	0	0	0	0	0	1	0	0	5
	05374	Westhope Rural Fire Prot District	2	0	1	1	0	0	0	0	0	4
	05379	Willow City Fire Prot District	6	0	3	1	0	0	0	0	0	10
Bowman County	06036	Bowman Fire Department	5	0	2	3	1	6	5	0	0	22
	06037	Bowman Rural Fire Department	11	0	10	0	0	6	0	0	0	27
	06294	Rhame Rural Fire Prot District	12	0	1	1	0	0	1	0	0	15
	06316	Scranton Fire Prot District	9	0	4	1	0	0	0	0	0	14
Burke County	07033	Bowbells Fire Prot District	6	0	5	0	0	0	1	0	0	12
	07063	Columbus City Fire Department	0	0	0	0	0	0	0	0	0	0
	07064	Columbus Rural Fire Department	2	0	1	0	0	0	0	0	0	3
	07206	Lignite Fire Prot District	9	0	3	0	0	0	1	0	0	13
	07289	Powers Lake Fire Prot District	3	0	0	1	0	0	0	0	0	4
	07399	Portal International Fire Dept	6	0	2	2	0	3	0	0	0	13

NFIRS Group	FDID	Fire Department	100-Fires	200-Explosions	300-Rescue/EMS	400-Hazmat	500-Service Calls	600-Good Intent	700-False Alarm	800-Severe Weather	900-Special Incident	Totals
Burleigh County	08029	Bismarck Fire Dept	116	10	4,818	129	204	602	727	0	3	6,609
	08030	Bismarck Rural Fire Prot District	31	2	423	32	17	151	117	0	7	780
	08335	Sterling Rural Fire Prot District	3	0	4	1	0	2	0	0	0	10
	08382	Wing Rural Fire Prot District	3	0	1	0	0	0	0	0	0	4
	08393	Bismarck Airport Fire/Rural Metro	0	0	35	16	3	5	1	0	0	60
Cass County	09005	Alice Rural Fire District	7	0	2	1	0	3	0	0	0	13
	09013	Argusville Fire Prot District	8	0	5	0	0	0	0	0	0	13
	09015	Arthur Rural Fire Protection District	3	0	0	0	0	0	0	0	0	3
	09052	Casselton Fire Departmen	26	0	16	8	2	42	9	0	0	103
	09072	Davenport Rural Fire Prot District	15	0	1	1	1	3	0	0	1	22
	09109	Fargo Fire Department	269	39	8,138	647	1,620	1,600	1,663	0	74	14,050
	09142	Grandin Rural Fire Prot District	0	0	13	0	0	3	2	0	0	18
	09156	Harwood Area Fire & Rescue, Inc	14	0	99	3	7	18	2	0	2	145
	09172	Southern Valley Fire & Rescue	28	0	78	7	3	26	17	0	0	159
	09174	Hunter Volunteer Fire Department	6	0	4	2	0	6	1	0	0	19
	09185	Kindred Community & Rural Fire Protection District	22	0	10	5	0	12	2	0	0	51
	09204	Leonard Fire Prot District	2	0	5	0	0	0	0	0	0	7
	09216	Mapleton Fire Department	10	0	8	3	2	8	2	0	0	33
	09273	Page Fire Prot District	1	0	0	0	0	0	0	0	0	1
	09348	Tower City Rural Fire Prot District	7	0	6	1	0	3	2	0	0	19
09372	West Fargo Fire Department	53	0	1,618	93	290	422	233	0	3	2,712	
09373	West Fargo Rural Fire Dept	16	0	17	2	1	13	4	0	0	53	
09390	Hector International Airport Fire Department	0	0	9	23	2	0	0	0	0	34	
Cavalier County	10045	Calvin Rural Fire Prot District	0	0	0	0	0	0	0	0	0	0
	10194	Langdon Fire Department	2	0	3	2	0	1	1	0	0	9
	10195	Langdon Rural Fire Prot District	9	0	3	0	0	0	0	0	0	12
	10234	Milton Rural Fire Prot District	0	0	0	0	0	0	0	0	0	0
	10246	Munich Rural Fire District	4	0	0	0	0	1	0	0	1	6
	10250	Nekoma Fire Prot District	2	0	3	0	0	0	0	0	0	5
	10271	Osnabrock Fire Department	3	0	0	0	0	2	0	0	6	11
	10272	Osnabrock Rural Fire Prot District	1	0	0	0	0	0	0	0	0	1
10364	Wales Fire Department	1	0	0	0	0	0	0	0	0	1	
Dickey County	11100	Ellendale Fire Prot District, Inc.	4	0	0	0	0	0	3	0	0	7
	11116	Forbes Rural Fire Department	0	0	0	0	0	0	0	0	0	0
	11124	Fullerton Fire Prot District	0	0	0	0	0	0	0	0	0	0
	11266	Oakes Fire Department	12	0	3	1	71	3	6	0	0	96
	12007	Ambrose Volunteer Fire Dept	0	0	0	0	0	0	0	0	0	0
	12069	Crosby Rural Fire Protection District	9	1	6	1	0	8	2	0	0	27

NFIRS Group	FDID	Fire Department	100-Fires	200-Explosions	300-Rescue/EMS	400-Hazmat	500-Service Calls	600-Good Intent	700-False Alarm	800-Severe Weather	900-Special Incident	Totals
Hettinger County	21252	New England Rural Fire Prot District	11	2	4	2	2	1	2	0	0	24
	21292	Regent Rural Fire Prot District #1	6	0	1	0	0	0	1	0	0	8
Kidder County	22073	Dawson Rural Fire District	5	0	3	2	0	1	5	0	1	17
	22281	Pettibone Fire Prot Dist	4	0	0	0	0	2	0	0	0	6
	22298	Robinson Fire Protection District	4	0	0	0	0	0	0	0	0	4
	22333	Steele Vol Fire District	8	0	25	1	0	7	0	0	0	41
	22341	Tappen Fire Protection Dist	7	0	7	1	0	0	0	0	0	15
	22353	Tuttle Fire Prot District	1	0	0	0	0	0	0	0	0	1
LaMoure County	23178	Jud Rural Fire District	0	0	0	0	0	0	0	0	0	0
	23189	Kulm Volunteer Fire Dept	1	0	0	0	0	0	0	0	0	1
	23192	LaMoure Fire Department	0	0	0	0	0	1	2	0	0	3
	23193	LaMoure Rural Fire Department	6	0	3	2	0	3	0	0	0	14
	23217	Marion Fire Department	4	0	2	1	0	2	7	0	0	16
	23360	Verona Fire Department	0	0	0	0	0	0	0	0	0	0
	23361	Verona Rural Fire Department	1	0	1	0	0	1	0	0	6	9
	23218	Formerly Marion Rural Fire Department	0	0	2	0	0	0	0	0	0	2
Logan County	24125	Gackle Fire Protection Dist	4	0	4	0	0	0	0	0	0	8
	24203	Lehr Fire District	4	0	2	0	0	0	1	0	0	7
	24248	Napoleon Rural Fire Prot District	8	0	0	4	2	0	9	0	3	26
McHenry County	25009	Anamoose Rural Fire Prot District	7	0	7	0	0	1	1	0	0	16
	25084	Drake Fire Department	7	0	6	0	1	0	0	0	0	14
	25143	Granville Rural Fire Prot District	18	0	13	1	0	6	0	0	0	38
	25180	Karlsruhe Rural Fire Prot District	0	0	0	0	0	0	0	0	0	0
	25349	Towner Fire Department	3	0	4	1	3	0	3	0	0	14
	25350	Towner Rural Fire Prot District	12	0	10	0	1	1	0	0	0	24
	25355	Upham Fire Prot District	3	1	2	0	1	0	0	0	0	7
	25358	Velva Fire Department	2	0	3	0	0	1	4	0	0	10
25359	Velva Rural Fire Prot District	10	0	15	2	1	8	2	0	0	38	
McIntosh County	26017	Ashley Fire Prot District	0	0	0	1	2	0	0	0	0	3
	26383	Wishek Fire Prot District	6	0	3	0	2	0	0	0	8	19
McKenzie County	27004	Alexander Rural Fire Prot District	12	1	9	1	0	0	5	0	0	28
	27014	Arnegard Fire Prot District	7	0	58	2	6	12	3	0	0	88
	27144	Grassy Butte Rural Fire Prot District	6	0	5	2	0	0	1	0	1	15
	27226	McKenzie County Rural Fire Prot District	23	1	33	0	0	9	1	0	0	67
	27370	Watford City Volunteer Fire Department	49	1	36	18	5	45	71	0	1	226
	27396	Sioux-Yellowstone Rural Fire Prot Dist	2	0	0	0	0	0	0	0	0	2
	28043	Butte Rural Fire Prot District	5	0	5	0	0	1	1	0	0	12
	28128	Garrison Fire Department	5	0	9	3	4	2	1	0	0	24
	28129	Garrison Rural Fire Prot District	14	0	11	1	0	5	3	0	0	34

NFIRS Group	FDID	Fire Department	100-Fires	200-Explosions	300-Rescue/EMS	400-Hazmat	500-Service Calls	600-Good Intent	700-False Alarm	800-Severe Weather	900-Special Incident	Totals
Pembina County	34249	Nече Fire Prot District	1	0	2	0	0	0	0	0	0	3
	34278	Pembina Volunteer Fire Department	3	0	11	1	2	5	3	0	0	25
	34365	Walhalla Volunteer Fire Department	2	0	15	1	0	0	0	0	0	18
	34366	Walhalla Fire Prot District	5	0	1	2	1	0	0	0	0	9
Pierce County	35306	Rugby Volunteer Fire Department	3	0	5	3	4	3	0	0	0	18
	35307	Rugby Fire Prot District	14	0	7	0	0	4	0	0	0	25
	35384	Wolford Fire Prot District	0	0	0	0	0	0	0	0	0	0
Ramsey County	36078	Devils Lake Fire Department	20	1	88	32	38	41	76	0	4	300
	36079	Devils Lake Rural Fire Departm	22	0	26	3	1	20	4	0	0	76
	36095	Edmore Volunteer Fire Department	0	0	0	0	0	0	0	0	1	1
	36096	Edmore Rural Fire Department	2	0	0	0	0	0	0	0	0	2
	36150	Hampden Fire Department	0	0	0	0	0	0	0	0	0	0
	36332	Starkweather Fire Prot Distric	2	0	6	0	0	0	1	0	0	9
Ransom County	37103	Enderlin Rural Fire Protection District	7	0	1	1	1	3	4	0	0	17
	37120	Fort Ransom Rural Fire Dept	0	0	10	0	0	0	0	0	0	10
	37208	Lisbon Fire Department	3	0	5	2	0	11	4	0	0	25
	37209	Lisbon Rural Fire Prot District	14	0	9	1	0	3	0	0	0	27
Renville County	38133	Glenburn Rural Fire Prot District	9	0	33	1	0	1	1	0	1	46
	38240	Mohall Fire Department	1	0	3	0	1	0	3	0	0	8
	38241	Mohall Rural Fire Prot District	4	0	1	1	0	0	1	0	0	7
	38320	Sherwood Fire District	2	0	1	0	0	0	0	0	0	3
	38346	Tolley Fire Department	11	0	4	0	0	0	0	0	0	15
Richland County	39001	Abercrombie Fire Prot District	1	0	19	0	0	0	1	0	0	21
	39018	Barney Rural Fire Prot District	0	0	0	0	0	0	0	0	0	0
	39058	Christine Community Fire District	5	0	25	0	0	0	1	0	0	31
	39090	Dwight Rural Fire Prot District	9	0	28	2	1	1	1	0	0	42
	39108	Fairmount Fire Prot District	1	0	0	0	0	0	0	0	0	1
	39145	Great Bend Rural Fire District	0	0	8	0	0	1	0	0	0	9
	39151	Hankinson Fire Prot District	11	0	10	1	1	0	3	0	0	26
	39205	Lidgerwood Rural Fire Prot District	10	0	5	3	5	4	2	0	0	29
	39215	Mantador Fire Prot District	6	0	9	0	0	0	0	0	0	15
	39243	Mooreton Fire Prot District	8	0	21	0	0	0	0	0	0	29
	39362	Wahpeton Fire Department	13	1	3	20	4	0	43	0	1	85
	39363	Walcott-Coffax Fire Prot Dist	14	0	38	4	0	6	3	1	0	66
	39387	Wyndmere Rural Fire Prot District	7	0	5	0	0	2	0	0	1	15
	40022	Belcourt Rural Fire Department	169	1	64	14	108	123	49	1	4	533
	40088	Dunseith Fire Department	7	0	0	0	0	0	3	0	2	12

NFIRS Group	FDID	Fire Department	100-Fires	200-Explosions	300-Rescue/EMS	400-Hazmat	500-Service Calls	600-Good Intent	700-False Alarm	800-Severe Weather	900-Special Incident	Totals
Rolette County	40089	Dunseith Rural Fire Prot District	80	0	12	0	0	0	17	0	0	109
	40247	Mylo Fire Prot District # 1	2	0	0	0	1	0	0	0	0	3
	40301	Rolette City Fire Department	20	0	7	1	10	0	1	0	0	39
	40302	Rolette Rural Fire Prot District No 2	21	0	7	1	10	0	1	0	0	40
	40303	Rolla Volunteer Fire Department	3	0	0	0	0	0	0	0	0	3
	40304	Rolla Rural Fire Prot District #4	5	0	0	0	0	0	0	0	0	5
	40310	Saint John Fire Prot District #5	4	0	5	0	0	0	1	0	0	10
Sargent County	41119	Forman Rural Fire Prot District	2	0	2	1	1	0	3	0	1	10
	41147	Gwinner Fire Prot District	1	0	0	0	0	0	0	0	0	1
	41308	Rutland-Cayuga Fire Prot Dist	0	0	0	0	1	0	0	0	0	1
Sheridan County	42138	Goodrich Rural Fire Prot District	10	0	6	3	5	2	0	0	0	26
Sioux County	43317	Selfridge Rural Fire Prot District	7	0	0	0	0	0	1	0	0	8
Slope County	44008	Amidon Fire Prot District	5	0	9	0	0	0	0	0	0	14
Stark County	45080	Dickinson Fire Department	46	5	1,387	78	53	124	244	0	0	1,937
	45081	Dickinson Rural Fire Prot District	16	0	20	3	9	199	9	0	0	256
	45131	Gladstone Consolidated Fire District	8	0	1	0	1	1	1	0	0	12
	45296	Richardton Fire District	7	0	9	0	2	1	0	0	0	19
	45326	South Heart Fire Prot District	6	0	0	1	0	2	0	0	0	9
	45342	Taylor Rural Fire Prot District	1	0	0	0	0	0	0	0	0	1
Steele County	46113	Finley Fire Prot District	8	0	11	0	0	0	0	1	1	21
	46171	Hope Fire Prot District	7	0	2	0	0	1	0	0	0	10
Stutsman County	47067	Courtenay Rural Fire Prot District	0	0	0	0	0	0	0	0	0	0
	47176	Jamestown Fire Department	21	0	12	27	24	57	141	0	0	282
	47177	Jamestown Rural Fire District	30	0	7	1	9	18	11	2	0	78
	47184	Kensal Fire Prot District	1	0	3	0	0	1	1	0	0	6
	47283	Pingree Rural Fire Prot District	2	0	0	0	0	0	0	0	0	2
	47337	Streeter Fire Prot District	2	0	0	0	0	0	0	0	0	2
	47385	FORMERLY Woodworth Fire Dept	5	0	2	0	0	0	0	0	0	7
Towner County	48028	Bisbee Fire Prot District	2	0	1	0	0	1	0	0	0	4
	48046	Cando Fire Department	1	0	0	0	0	1	0	0	0	2
	48047	Cando Rural Fire Prot District	2	0	1	1	0	0	0	0	0	4
	48299	Rock Lake Rural Fire Prot District	9	0	1	1	0	0	0	0	0	11
Traill County	49044	Buxton Fire Prot District	13	0	43	0	0	8	0	0	0	64
	49127	Galesburg Fire Prot District	0	0	0	0	0	0	0	0	0	0
	49158	Hatton Fire Prot District	2	0	33	0	3	2	0	0	0	40
	49168	Hillsboro Fire Department	20	0	6	0	0	0	1	0	0	27
	49222	Mayville Fire & Rescue Department	11	0	99	4	2	3	3	0	0	122
	49288	Portland Fire Prot District	4	0	1	0	0	0	0	0	0	5

NFIRS Group	FDID	Fire Department	100-Fires	200-Explosions	300-Rescue/EMS	400-Hazmat	500-Service Calls	600-Good Intent	700-False Alarm	800-Severe Weather	900-Special Incident	Totals
Walsh County	50094	Edinburg Fire Prot District	1	0	1	0	0	0	0	0	0	2
	50107	Fairdale Rural Fire Department	0	0	0	0	0	0	0	0	0	0
	50117	Fordville Rural Fire Prot District	2	0	3	0	0	0	0	0	0	5
	50139	Grafton Volunteer Fire Department	26	0	12	12	1	28	9	0	2	90
	50140	Grafton Fire Prot District	15	0	6	3	0	8	0	0	2	34
	50169	Hoople Fire Department	0	0	0	0	0	0	0	0	0	0
	50170	Hoople Rural Fire Prot District	1	0	0	0	0	0	0	0	0	1
	50196	Lankin Fire Department	0	0	0	0	0	0	0	0	0	0
	50197	Lankin Rural Fire Department	0	0	0	0	0	0	0	0	0	0
	50239	Minto Rural Fire Prot District	13	0	46	0	0	1	0	0	0	60
	50274	Park River Volunteer Fire Department	5	0	10	3	1	8	2	1	0	30
	50275	Park River Rural Fire Prot District	1	0	0	0	11	0	0	0	0	12
	50284	Pisek Rural Fire Prot District	2	0	1	0	0	0	0	0	0	3
Ward County	51041	Burlington Rural Fire Protection District	27	1	91	8	3	9	10	0	0	149
	51077	Des Lacs Fire Prot District	8	1	4	0	1	0	2	0	0	16
	51082	Donnybrook Rural Fire Prot District	0	0	1	0	0	0	0	0	0	1
	51083	Douglas Fire Prot District	1	0	3	0	0	1	0	0	0	5
	51182	Kenmare Fire Department	2	0	0	1	0	0	1	0	0	4
	51183	Kenmare Rural Fire Protection District	17	0	10	1	0	1	2	0	0	31
	51237	Minot Fire Department	108	12	3,750	184	93	316	388	0	3	4,854
	51238	Minot Rural Fire Prot District	40	1	283	32	4	16	32	1	0	409
	51309	Ryder-Makoti Rural Fire Prot District	6	0	10	1	0	1	0	0	0	18
51338	Surrey Rural Fire Prot District	0	0	6	1	1	0	10	0	0	18	
Wells County	52034	FORMERLY Bowdon Fire Department	1	0	2	1	0	3	0	0	0	7
	52035	Bowdon Rural Fire Department	1	0	2	1	0	3	0	0	0	7
	52054	Cathay Fire Prot District	0	0	0	0	0	0	0	0	0	0
	52111	Fessenden Fire Prot District	6	0	5	0	6	3	1	0	0	21
	52154	Harvey Volunteer Fire Department	13	0	21	3	3	2	2	0	0	44
	52155	Harvey Rural Fire Prot District	1	0	0	0	0	0	0	0	3	4
	52339	Sykeston Fire Prot District	3	0	3	0	0	0	0	0	0	6
Williams County	53003	Alamo Rural Fire Prot District	13	0	16	0	0	1	1	0	0	31
	53104	Epping Rural Fire Prot District	17	0	24	1	1	2	2	0	0	47
	53146	Grenora Rural Fire Prot District	15	0	5	2	0	0	1	0	0	23
	53290	Ray Fire Prot District	16	0	18	5	0	0	3	0	2	44
	53344	Tioga Fire Department	3	0	4	7	0	5	9	0	0	28
	53345	Tioga Rural Fire Department	24	0	41	11	0	10	0	0	0	86
	53351	Trenton Volunteer Fire Department	7	0	43	0	6	3	0	0	1	60

NFIRS Group	FDID	Fire Department	100-Fires	200-Explosions	300-Rescue/EMS	400-Hazmat	500-Service Calls	600-Good Intent	700-False Alarm	800-Severe Weather	900-Special Incident	Totals
	53375	Wildrose Fire Prot District	0	0	1	0	0	0	0	0	0	1
	53376	Williston Fire Department	117	7	4,646	72	168	146	433	0	7	5,596
	53377	Williston Rural Fire Prot District #1	51	0	48	14	2	49	20	0	1	185



NORTH DAKOTA
Insurance Department

**Safeguarding Promises.
Fostering Fairness.**

Insurance.ND.gov

Office of the State Fire Marshal

☎ (701) 328-5555

@ infofm@nd.gov

✉ 600 E Boulevard Ave, Dept. 401 | Bismarck, ND 58505